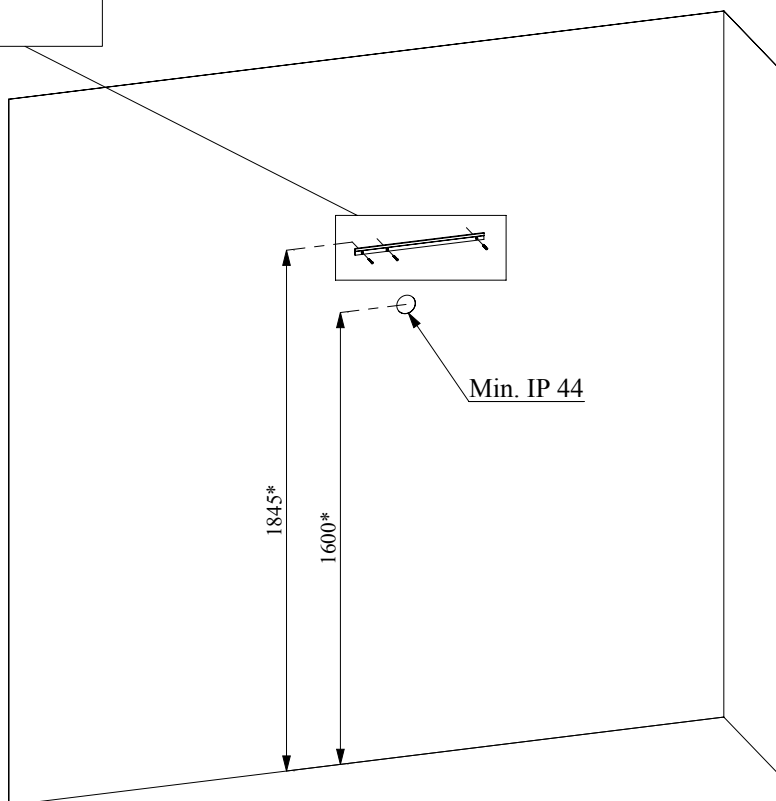
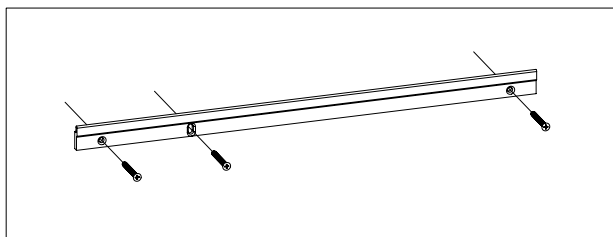


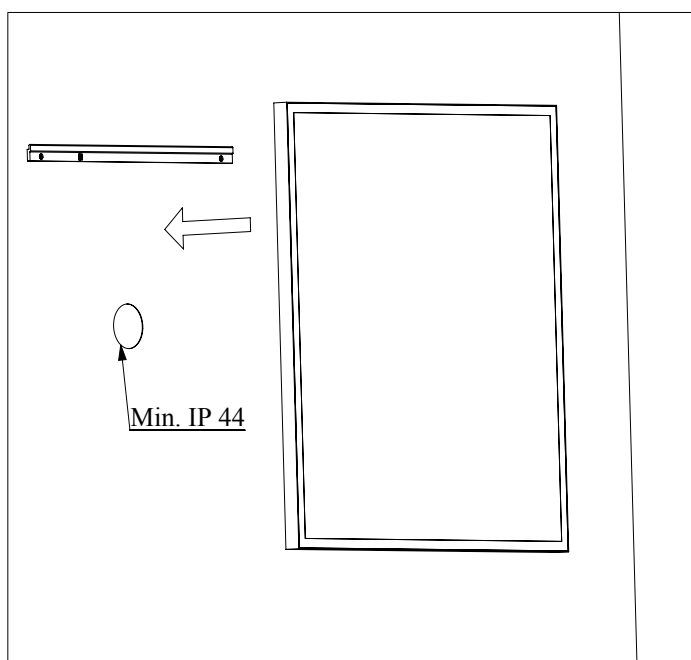


Belysningsspiegel LED 42/50/60/70/80/90/100/120 Montering och Inkoppling



* Detta mått gäller när måttet från golv till ovkant av spegeln skall vara 1900mm
I övriga fall behöver måttet anpassas.



Ballingslöv reserverar sig för ändringar i sortimentet samt tryckfel.

Ballingslöv AB, 281 87 Ballingslöv
Tel. 0451-460 00, Fax. 0451-462 99 | info@ballingslov.se | www.ballingslov.se


Ballingslöv[®]

SE

BSPLEDxxxN / RSPLEDxxxN
Spänning: 230V ~
Frekvens: 50Hz
Skydd: IP44



Inkoppling skall utföras av
behörig el-installatör.



NO

BSPLEDxxxN / RSPLEDxxxN
Spenning: 230V ~
Frekvens: 50Hz
Beskyttelse: IP44



Elektrisk tilkobling skal utføres
av autorisert installatør.

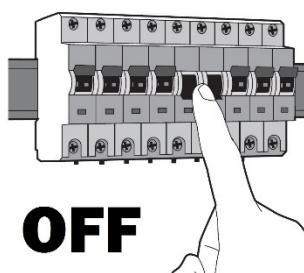
GB

BSPLEDxxxN / RSPLEDxxxN
Voltage: 230V~
Frequency: 50Hz
Protection: IP44

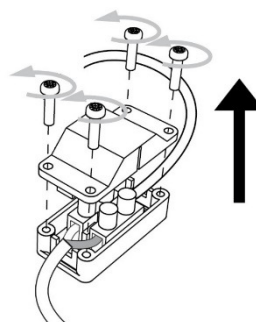


Wiring work should be carried
out by a qualified electrician.

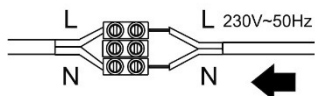
1



2



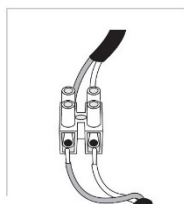
3



SE Får endast utföras
av utbildad personal!

NO Må bare gjøres
av kvalifisert personell!

GB It can be done only
by trained personnel!



4

